



Mechanical Engineering

Elixir Mech. Engg. 49 (2012) 9849-9851

Elixir
ISSN: 2229-712X

Heat treatment effect on the thermal properties of Aluminium 7075 alloys

K.Fazlur Rahman¹ and M. M. Benal²

¹Department of Mechanical Engineering, Sambhram Institute of Technology, Bangalore, India, Karnataka, India.

²Department of Mechanical Engineering, Government Engineering College, Kushalanagara, Karnataka, India

ARTICLE INFO

Article history:

Received: 15 June 2012;

Received in revised form:

23 July 2012;

Accepted: 3 August 2012;

Keywords

Alloys,
Heat treatment,
Coefficient of thermal expansion
(CTE).

ABSTRACT

This paper describes the study of coefficient of thermal expansion (CTE) of as-cast and heat treated aluminium 7075 alloys. These alloys were subjected to different aging durations. The stir casting technique is used to prepare the specimens. These specimens were machined in accordance with ASTM standards followed by heat treatment process. All the specimens were aged to different periods of 1hr, 3hr, 5hr at an aging temperature of 175 °C. Coefficient of thermal expansion tests were performed in both as-cast and heat treated conditions. In each case the coefficient of thermal expansion values were found to increase with increase in aging durations. Solution heat treatment at 530 °C followed by artificial aging at 175 °C found to increase in dimension change of every specimen tested. The coefficient of thermal expansion curves exhibited some residual strains, which were decreased with the increase in aging durations.

© 2012 Elixir All rights reserved.

Introduction

Al 7075 is widely used for construction of aircraft structures, such as wings and fuselages. Its strength and light weight are also desirable in other fields. Rock climbing equipment, bicycle components, and hang gliders are commonly made from 7075 aluminium alloys. Aluminium 7075 alloy is chosen as testing material owing to its superior strength and excellent corrosion resistance among all available aluminium alloys. Aluminium based metal matrix composites have been emerged as an important class of materials for structural, wear, thermal, transportation and electrical applications, primarily as a result of their ability to exhibit superior strength to weight and strength to cost ratios when compared to equivalent monolithic commercial alloys. Among all variable types of aluminium composites, particulate reinforced composites are considered as one of the advanced engineering materials which have attracted more and more interests. The incorporation of hard ceramic phase to a relatively soft matrix alloy like Aluminium improves the strength, creep performance and wear resistance of the alloy. Moreover, they exhibit light weight which make these materials suitable for many applications such as automotive and space applications. They are widely used as pistons, connecting rods, brake motors and drive shafts. Many techniques were developed for producing particulate reinforced MMC's, such as powder metallurgy, insitu, and squeeze casting. Besides that each of these methods has its own advantages and disadvantages, they are all relatively expensive. The stir casting technique is used to prepare the specimens owing to its easiness to manufacture.

In the light of the above, the present investigation is aimed at development and characterization of aluminium 7075 alloys. The developed alloy will be subjected to heat treatment. As cast and heat treated alloy will be characterized in finding the coefficient of thermal expansion under varying heat conditions.

Experimental procedure:

Preparation of composites

The material used for producing the specimens in this study is aluminium 7075 alloy. This alloy is best suited for mass

production of lightweight castings. Table 1 shows the chemical composition of Al 7075 alloys material. The liquid route technique is employed to fabricate the specimens. Using this method the vortex created in the melt by the use of alumina coated stainless stirrer. The coating of an alumina to the blades of the stirrer is essential to prevent the migration of ferrous ions from the stirrer into the molten metal. The stirrer was rotated at 550 rpm and the depth of immersion of the stirrer was maintained about two-thirds the depth of the molten metal. The system was degassed using pure nitrogen for about 3-4 minutes. The resulting liquid was tilt poured into the preheated permanent metallic moulds.

Table 1 Chemical composition of Al 7075 alloy:

Aluminium	Balance
Chromium	0.18-0.28
Copper	1.2-2
Iron	0.5 max
Magnesium	2.1-2.9
Manganese	0.3 max
Remainder each	0.05 max
Remainder total	0.15max
Silicon	0.4 max
Titanium	0.2 max
Zinc	5.1-6.1

Specimen preparation

After casting the Aluminium 7075 based specimens by the stir cast method, CTE test specimens were prepared by machining in accordance with ASTM standard from the cylindrical bar castings. Each specimen was 10mm in diameter and 15mm in height. The specimen surfaces were polished with 1µm diamond paste. Each result presented is an average of five samples and each composite was tested under identical conditions. The samples for microscopic examination were etched with keller's reagents. The specimens were washed with distilled water followed by acetone and dried thoroughly.

Heat treatment

A T6 heat-treatment process called aging was carried out for the as-processed specimens. First, the specimens are subjected to solution treatment for 12hr at 530 °C, then quenched in water at 80 °C. then after stabilizing for three hours, the aging is carried out at 175 °C for different intervals of time ranging from 1h, 3h, 5h.

CTE measurement

Coefficients of thermal expansion tests were carried out at using a TMA Q400 Thermo-mechanical analyzer having a resolution of 10 significant decimal digits. CTE test specimens of size diameter 10 mm and height 15 mm were prepared, by machining a cylindrical bar castings of 20mm in diameter and 300 mm in length using a centre lathe. The specimen surfaces were polished with 1 μ m diamond paste to obtain fine finish. Specimens were subjected to a constant load of 0.5N and measurements were taken from room temperature to 400°C for the heating part of the cycle and from 400°C to room temperature for the cooling part of the cycle at a sweep rate of 5 °C/min. The specimen was positioned on a quartz base and a standard expansion probe was used to measure the changes in length. The whole experiment was carried out in a furnace whose temperature could be controlled and monitored. The data were noted in terms of linear dimension changes with respect to temperature. Each result noted was an average of five samples and each specimen was tested under identical conditions. Standard TMA data analysis software was used to compute the CTE of the as-cast and heat-treated specimens.

Results and discussion:

Dimension change

The coefficient of thermal expansion results were expressed as dimension change as a function of temperature. The dimension change as a function of temperature for as-cast and heat treated specimens are shown in Fig.1,2,3,4. It is observed that all the plots of dimension change versus temperature for the specimens with different aging times had similar characteristics and all the curves showed similar trends. During the heating part of the cycle, as the temperature increases so does the dimension change (μ m). on the return (cooling) part of the cycle, there is invariably some hysteresis and dimension change and it is always more than that during heating. This hysteresis becomes less as the aging duration increases. There was invariably some residual strain at the end of each thermal (heating-cooling) cycle. An increase in aging durations plays a significant role in influencing the residual contractions seen in these MMCs upon cooling. The hysteresis is caused by the thermal stress relaxation in the matrix material. Thus stress relaxation causes plastic yielding in the matrix that causes the curves not to retrace their path on the return (cooling) part of the thermal cycle. The result is not only a hysteresis phenomenon, but also a final residual strain in each case.




Fig 1. Dimension change as a function of temperature for as-cast condition

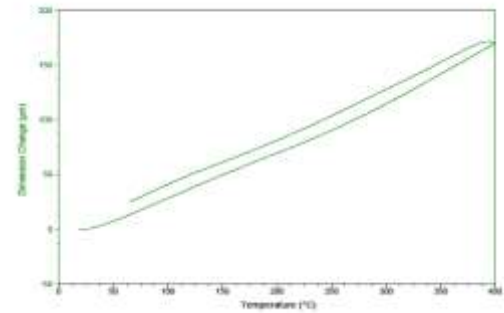


Fig 2. Dimension change as a function of temperature for heat-treated condition (1h)

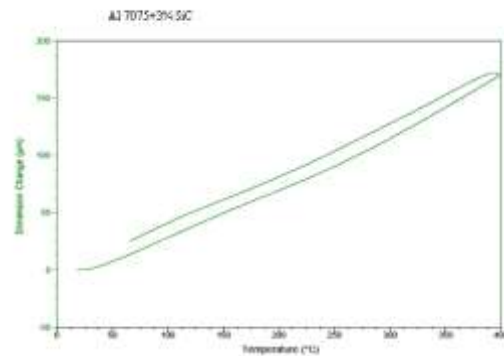


Fig 3. Dimension change as a function of temperature for heat-treated condition (3h)

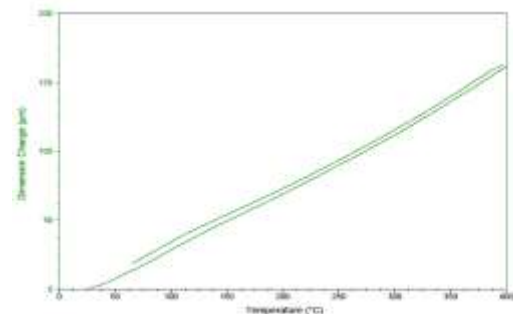


Fig 4. Dimension change as a function of temperature for heat-treated condition (5h)

The residual strain in the case of the as-cast condition is found to have a maximum value when compared to heat-treated one. The area of the hysteresis between the curves decreases with increase in the aging durations.

Conclusions

The coefficient of thermal expansion of the as-cast and heat treated aluminium 7075 based specimens has been investigated over a room temperature to 400 °C both in the heating and cooling cycles. The thermal expansion study showed hysteresis residual strains. This study revealed the presence of the residual thermal stresses generated in the composites. This is due to the difference in the CTE between the as-cast and heat-treated specimens.

References

- [1] Sanders Jr T.H, Starke Jr .E.A.,(1989) Proceedings of the Vth International Conference on Al- Lithium alloys. Materials & Composites Engg. Publications Ltd. Birmingham UK, pp 1-40.
- [2] Mahagundappa M. Benal, Shivanand H.K., (2006), Journal of Material Science and Engineering A 435-436 , 745-749.

- [3] Shimoo T, Okamura K., M.Ito, M.Takeda, (2000) ,Journal of Material Science 35 , 3733-3739.
- [4] Mussert K.M., Janssen M., Bakker.S, (1999), Journal of Material Science 34 , 4097-4104.
- [5] Cyne T.W. & Withers P.J, (1993), "An introduction to MMCs (Cambridge University Press, Cambridge.
- [6] Lewis C.A. & Withers P.J., (1995), Acta metal Materials 43 , 3685-3699
- [7] Allison J.E., Cole G.S., (1993), Journal of Materials 45 , 19.
- [8] Girof.F.A, Quenigbet.J.M & Naslain.R., (1997), Composite Science Technology 30 , p155.
- [9] Suresh.S., Christmon.T. & Sugimum.Y., (1989), Scripta Metallurgy 23 (9) , 1599
- [10] Song.Y & Baker.T.N, (1994), Material Science and Technology 10 , 406
- [11] Rosenbaum.H.S & Turubull.D, (1958), Acta Metall 6, 653.