



# Corrosion Inhibition of Zn in HCL by Nictanthes Plant Extract

Chauhan J.S<sup>1,\*</sup>, Anita Dixit<sup>2</sup> and Gupta D. K<sup>2</sup>

<sup>1</sup>Department of Chemistry, Sagar Institute of research and technology, Bhopal, M.P., India.

<sup>2</sup>Department of Chemistry, M.V.M, Bhopal M.P., India-462041.

## ARTICLE INFO

### Article history:

Received: 5 June 2013;

Received in revised form:

20 January 2014;

Accepted: 23 January 2014;

### Keywords

Cyclic-Voltammeter

Potentiometry.

## ABSTRACT

The natural plant product used as a medicine namely marigold were tested as corrosion inhibitor of Zn in 0.5M of HCl. The Cyclic-Voltammeter, potentiometry technique data suggested that the inhibition efficiency increases with the concentration of extract. The inhibition efficiency of inhibitor interpreted as adsorption on metal surface.

© 2013 Elixir All rights reserved

## Introduction

Zn and its alloys are used in large scale, its alloys are corrosive in nature and it easily corrodes under the mild conditions. Many researchers revealed that the HCl and other acids are mainly used for cleaning, metal extraction and in cloth industry it affects the metal like Zn and its alloys<sup>1-6</sup>. Therefore, the most of studies of the study were focused on the inhibition process of metal in acidic media by using natural and organic products. The corrosion inhibition properties of these compounds are found due to the pi-electrons and molecular structure<sup>8-9</sup>.

The synthetic polymeric inhibitors are toxic in nature and harmful for the environment as well as for the ecosystems, therefore it necessary to find out and develop new environment friendly low cost inhibitors. In this way it found that the marigold plant extract has best inhibitive properties.

So, in present investigation, the rate of corrosion find out in 0.5M HCl solution in presence and absence of inhibitor at different temperature has been studied by electrochemical methods.

## Specimen

Zn specimens cut to size of 1.2 x 1.5 x 0.2 cm were prepared by polishing with silica carbide and coated with polymeric layer.

## Preparation of plant extract

The extract of Nictanthes prepared by the flower which dried and grained. The 50 gm of powder subjected to the shoxelate extraction by using 70% methyl alcohol, the solvent can be removed by boiling at constant temperature at 62 °C in vacuumed evaporator, and finally extract of nictanthes is collected.

## Experiment

### IR Analysis of Nictanthes Extract

The FTIR spectra analysis of plant extract is given starching vibration values at 3288.60 cm<sup>-1</sup>, 2949.37cm<sup>-1</sup>, 2941.80 cm<sup>-1</sup>, 1657.16cm<sup>-1</sup>, 2312.78cm<sup>-1</sup>, 1403.33cm<sup>-1</sup>, 1015.36cm<sup>-1</sup>, 900-660 cm<sup>-1</sup>, 671-559 cm<sup>-1</sup> which suggest that the -NH and cyclic hydrocarbon ring is present in compounds therefore IR suggest that the Nictanthes compound are present in extract which shows the great ability of corrosion inhibition in acidic media.

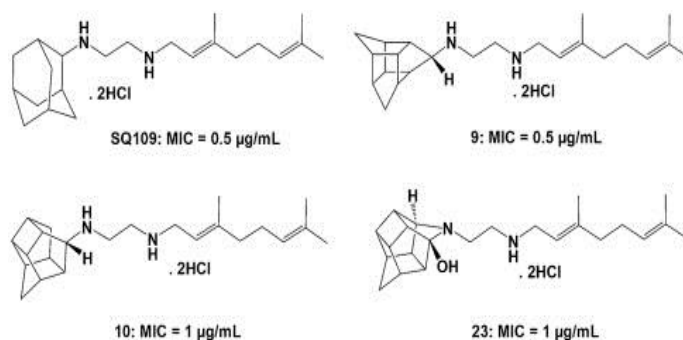


Figure 1. IR analysis of extract

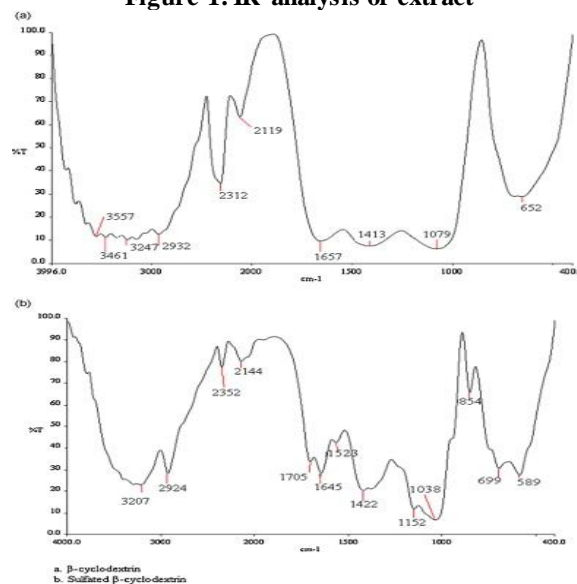


Figure 2. IR spectra of extract

### Cyclic voltammetry and Potentiometry

The voltmmograms were obtain through the EDS001 modal fitted with current interrupted and positive feedback analyzed , the voltammeter cell contains 250 ml of electrolyte fitted with the lid. The working electrode of metal, auxiliary electrode and 4- Pt electrode were held in glass component, than the glass component placed in apparatus, the working electrode to provide radial current distribution along the electrodes. The reference electrode was maintaining the current and potential.

## Result and discussion

### Cyclic voltammetry and Potentiometry

The cyclic voltammetry analysis of corrosion analysis determine by the EDS001 potentiostat and it found that the potential change is occur with the Ag/AgCl electrode in between -0.5 mv to 1.5mv which showing the inhibition tendency of inhibitor.

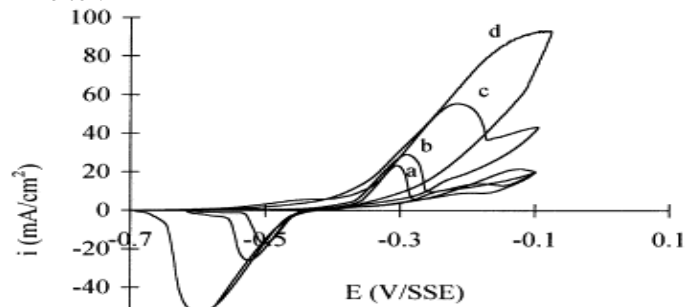


Figure 1. Cyclic Voltammogram of Zn corrosion inhibition

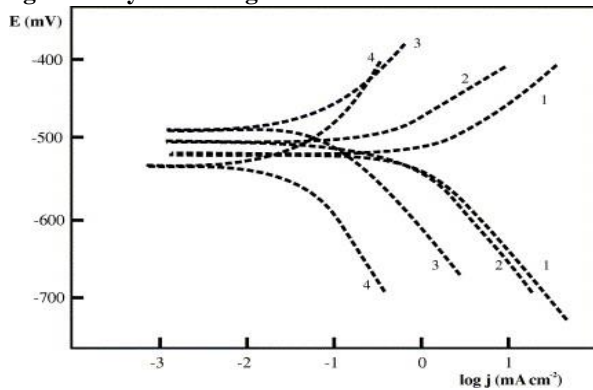


Figure-2 Potentiometry Spectra of Zn in different potential for corrosion inhibition

## Conclusions

1. The rate of corrosion is reduced with the increasing the concentration of inhibitor.
2. The Potentiometry and Voltammetry analysis shows that the rate of corrosion inhibition.

## References

- 1- H.H.Uhlig;"Corrosion and Corrosion Control", John Wiley and Sons Inc. ,2nd Ed. New York (1971).
- 2- V.S.Sastri, G.R.Hoey and R.W.Revie ;CIM Bulletin , 87, 87 (1994).
- 3- V.S.Sastri ;"Corrosion Inhibitors, Principle and Application" ,John Wiley and sons, New York, P. 33(1998).
- 4- G.Wrangler ;"Corrosion and Protection of Metals " Chapman and Hall Ltd.,London (1985).
- 5- N.D.Tomashov and G. P.Chernova ;"Passivity and Protection of Metals Against Corrosion" PlenumPress , New York (1967).
- 6- F.L.LaQue and N.D.Green ;"Corrosion Basics" NACE, Houston , Texas(1984).
- 7- U.R.Evans ; "The Corrosion and Oxidization of Metals " Edward Arnold, London (1960)
- 8- I.Putilova, S.Balezin and V.Barannik ; "Metallic Corrosion Inhibitors" Pergamon Press, New Yo
- 9-K.S.Parikh and K.J.Joshi ;Tans. SAEST 39 , 29 (2004).
- 10-Chetouani and B.Hamounti ;Bulletin of Electrochemistry,19 ,23(2003).
- 11-Bouyanzer and Hammouti ;Bulletin of Electrochemistry,20, 63 (2004).
- 12-Müller ;Corrosion Science,44, 1583-1591 (2002).
- 13- Y.K.Agrawal, J.D.Talati, M.D.Shah, M.N.Desai and N.K.Shah ; Corrosion Science,46 ,633-651 (2004).
- 14- J.D.Talati, M.N.Desai and N.K.Shak ;Materials Chemistry and Physics, 93, 54-64 (2005)