



# Effectiveness of Neem, Cashew, and Mango Trees in the Uptake of Heavy Metals in Mechanic Village

Ojekunle Z.O, Ubani D.R and Sangowusi R.O

Federal University of Agriculture, Alabata, Ogun State, Nigeria.

## ARTICLE INFO

### Article history:

Received: 20 November 2014;

Received in revised form:

19 April 2015;

Accepted: 30 April 2015;

### Keywords

Concentration,  
Farmland,  
Heavy Metal,  
Mechanic Village,  
Uptake efficiency.

## ABSTRACT

The Study of heavy metal was carried out at mechanic village along Abeokuta-Ibadan Expressway for the presence of heavy metal and uptake efficiency of plant species as a means of phytoremediation. The concentrations of heavy metals determined from the soil of the mechanic village and compared to a control farmland located as Federal University of Agriculture. The soil sample collected at the base of different species of tree showed that the heavy metals were below permissible levels (FAO/WHO standard) and show no significant difference in the range of mean. Absorption of heavy metals by the bark of the trees in the mechanic village was evident when compared relatively to the presence and uptake of the heavy metals from the soil by tree in the average farmland. The mean concentrations of the heavy metals in the soil of the farmland are in this order of magnitude Cd>Cu>Pb, while the mean concentration of the heavy metals in the soil of the mechanic village are in the order of magnitude Pb>Cu>Cd. Lead has the least concentration in the farmland, while in the mechanic village, it is the predominant heavy metal detected which also shows greater significant different at  $p<0.05$  with a value of 24.34 mg/kg which indicates area of high mechanic activity. While the concentration values of heavy metals in the barks in comparison to the FAO/WHO and EC/CODEX standard for these heavy metals shows that the concentration of the heavy metals in those vicinities is within the normal range for cadmium and copper, but the lead present is above the WHO/FAO standard at 0.299 mg/kg and close to the EC/CODEX standard. It can also be concluded that the uptake efficiency of heavy metal under study of the three species are in the order magnitude Mango>Cashew>Neem. We can also recommend that for better efficient cleanup especially where an area is polluted with copper, mango is best bet for the uptake of such metal while if an equal proportion all many heavy metals are evident then it will be better to use Neem as a phytoremediating plant.

© 2015 Elixir All rights reserved.

## Introduction

Mechanic Villages or workshop engage in the finishing processes of oil, paints, fuels and other Heavy metals which are inevitably discharge into the soil and render the soil derelict and infertile for live except if proper remediation is done to revert the already damage soil to fertility.

Phytoremediation takes the advantage of the unique and selective uptake capabilities of plant root systems, together with the translocation, bioaccumulation, and contaminant degradation abilities of the entire plant body (Hinchman, et al 1995). Many species of plants have been successful in absorbing contaminants such as lead, cadmium, chromium, arsenic, and various radionuclides from soil (Bieby et al, 2011).

Heavy metals are the most dangerous contaminants since they are persistent and accumulate in water, sediments and in tissues of the living organisms, through two mechanisms, namely "bioconcentration" (uptake from the ambient environment) and "biomagnification" (uptake through the food chain) (Chaphekar, 1991). Hyperaccumulators are plants that can absorb high levels of contaminants concentrated either in their roots, shoots and/or leaves (Penkala, 2005). Baker and Brooks have defined metal hyperaccumulator as plants that contain more than or up to 0.1%, i.e., more than (1000 mg/g) of copper, cadmium, chromium, lead, nickel cobalt or 1% (> 10,000 mg/g) of zinc or manganese in the dry matter.

Various plants have been used as bioindicators to assess the impact of a pollution source on the vicinity which is due to high metal accumulation of plants (Onder and Dursun, 2006). Devendra, et al., (2013), have investigated in their study of the bioindicators: A comparative study on uptake and accumulation of heavy metals in some plant's leaves in India. Majolagbe, et al., (2010), had investigated 10 different species of trees from 42 sampling locations taken in Oyo town, southwest, Nigeria using Corn (*Zea Mays*) Grown on Contaminated Soil in Heavy Metal Uptake with comparable results of that of Akhionbare, et al (2010). Lawal. et al., (2011) carried out an estimation of heavy metals in Neem tree leaves along Katsina – Dutsinma – Funtua Highway in Katsina State of Nigeria. Bieby, et al., (2011) conducted a review on heavy metals (As, Pb, and Hg) uptake by plants through phytoremediation. Raskin, et al., (1997) understudied phytoremediation of metals using plants to remove pollutants from the environment.

Thus establishing the importance for the study of Neem (*Azadirachta indica*), cashew (*Anacardium occidentale*), and mango (*Manifera indica*) trees as possible bioindicators of heavy metals in the environment.

The mechanic village to be under studied is located along the Abeokuta – Ibadan expressway, Odeda local government, Ogun state, Nigeria. It covers a large span of land and serves as

the major mechanic workshop for the Abeokuta metropolis and other neighboring states as shown in figure 1. The landscape is covered with the presence of cover trees such as Neem ((*Azadirachta indica*), cashew (*Anacardium occidentale*), and mango (*Manifera indica*) trees in the land area, and it serve as shades to the mechanics and raw material for the production of herbal medicine.

But due to the activities in the mechanic village which majorly produces non-biodegradable waste that contains heavy metals such as Lead (Pb), Cadmium (Cd) and Chromium (Cr), trees now becomes one of the major avenue of absorbing these substances from the soil and because they are not bio-degradable it posses adverse effect on the plants development (Garba, et al., 2013).

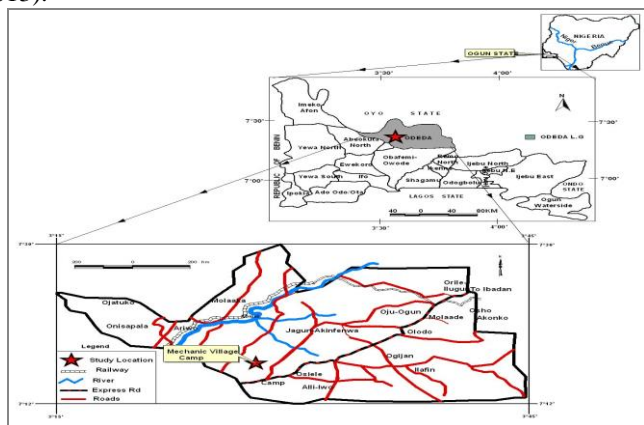


Figure 1. Map of Odeda local government, indicating the mechanic village

Source: GIS laboratory, Federal University of Agriculture Abeokuta, 2014.

#### Materials And Methods

Soil samples was collected 10 meters from the base of each species of trees to be sampled, at a depth of 0–15 cm (top soil) and 15-30cm (subsoil) of the soil, using a soil auger and collected in polythene bags, then transported to the laboratory where it is air dried. The same procedure was repeated for FUNAAB farmland which is act as the controlled to the experiment.

Tree barks was also collected by cutting from the top, middle and bottom of the trunk of the tree with the aid of pre-washed stainless knife, and further washed after each sampling with 10% nitric acid to avoid cross contamination. The bark sample was wrapped with paper, and kept in a polythene material and thereafter transported to the laboratory.

Physical and chemical properties of the soil samples such as pH, electrical conductivity, temperature, and total dissolved solid was first analyzed, followed by the determination of total content of Copper (cu), Lead (Pb), and Cadmium (Cd) using spectrophotometric method. Same parameters were analyzed for the bark of the different species of trees.

Data were reported as mean value and descriptive analysis and graphs were used to analyze the data using SPSS version 17.0.

#### Results And Discussion

The mean pH and the temperature are of the soils samples collected from both the farmland and the mechanic village was 7.14 and 7.17 respectively, which is neutral and the mean temperature of 27.9°C for both the farm land and the mechanic village.

The variation in the mean electrical conductivity between the farmland and the mechanic village were 94.83  $\mu\text{S}/\text{cm}$  at 25°C and 136.94  $\mu\text{S}/\text{cm}$  at 25°C shows significant difference in their

mean at 0.05 level of significant (see Figure 2). It indicates that the mineral salts present in the mechanic village, is higher in comparison to the average farmland, hence higher conductivity.

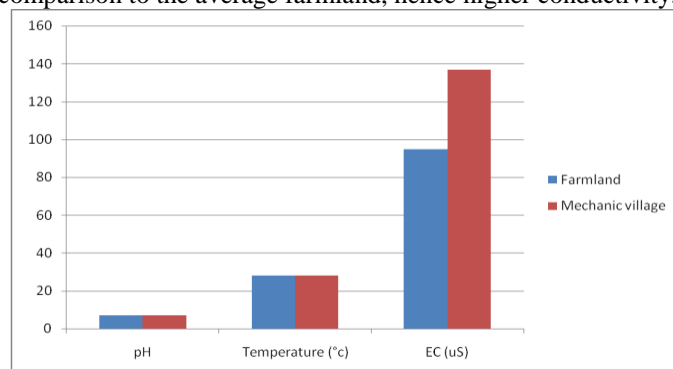


Figure 2. Comparison of the physiochemical parameters of soils from the farmland and mechanic village

Table results indicates that there is an increase in the mean level of the concentration of cadmium, lead and copper in the soil due to the mechanic activities going on in the mechanic village.

The mean concentrations of the heavy metals in the soil of the farmland are in this order of magnitude  $\text{Cd} > \text{Cu} > \text{Pb}$ , while the mean concentration of the heavy metals in the soil of the mechanic village are in the order of magnitude  $\text{Pb} > \text{Cu} > \text{Cd}$ . Lead has the least concentration in the farmland, while in the mechanic village, it is the predominant heavy metal detected which also shows greater significant different at  $p < 0.05$  concurring with the work of Lawal et. al.2011. Also, the maximum statistical value for the concentration of lead in the soil at a point in the mechanic village, which is at 24.34 mg/kg as shown in figure 3 which indicates area of high mechanic activity. Opaluwa., et al (2012) noted that the spread of these metals over a large span of land and the continuous usage of these farmlands for growing crops could lead to bioaccumulation, hence the need for reduction in the concentration of the metals

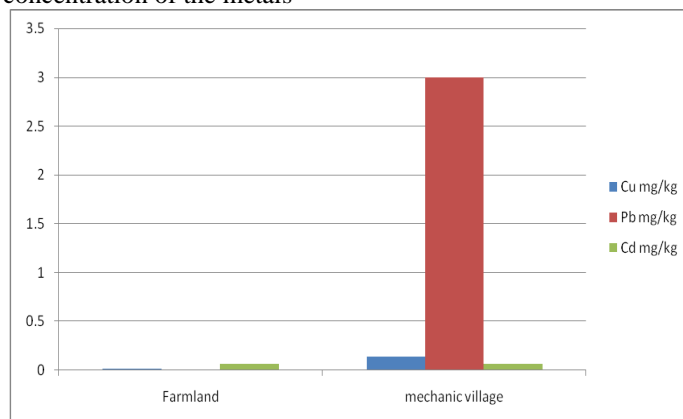


Figure 3. Comparison of the concentration of heavy metals in soils

In comparison to international standard for permissible level of heavy metals in soil as recommended by World Health Organization (WHO) (2010), the concentration of lead, copper, and cadmium is below the permissible level. Hence, the level of pollution of the area is still minimal.

Table 3 shows the uptake of heavy metal in the bark of the trees. Mean concentration values of heavy metals in the barks in comparison to the FAO/WHO and EC/CODEX standard for these heavy metals shows that the concentration of the heavy metals in those vicinities is within the normal range for cadmium and copper, but the lead present is above the WHO/FAO standard at 0.299 mg/kg and close to the EC/CODEX standard.

**Table 1. The Variation of Some Heavy Metals in Soil Between the Control and the Mechanic Village**

	Cd (mg/kg)	Pb (mg/kg)	Cu (mg/kg)
Allowable Limit	100	600	100
Farmland (Control)	0.062	0.000	0.018
Mechanic Village	0.069	2.959	0.137

Source: Field Work, 2014 and WHO (2010)

**Table 2. Soil concentration range and regulatory guidelines for some heavy metals**

Metal (mg/kg)	Soil concentration range (mg/kg)	Regulatory limits(mg/kg)
Pb	0.00 - 24.34	600
Cd	0.06 - 0.08	100
Cu	0.00 - 1.20	100

Source: Authors Field Work, 2014 and WHO (2010) Standard

**Table 3. Comparing the Values of Heavy Metals in Bark of the Trees Under Study with Standards**

Metals	Who/fao mg/kg	Ec/codex mg/kg	Mean conc. In plant bark mg/kg
Cd	0.05-0.10	0.200	0.042
Cu	0.10	0.300	0.052
Pb	0.10	0.300	0.299

Source:Authors Field Work 2014 and FAO/WHO (2011) Standard

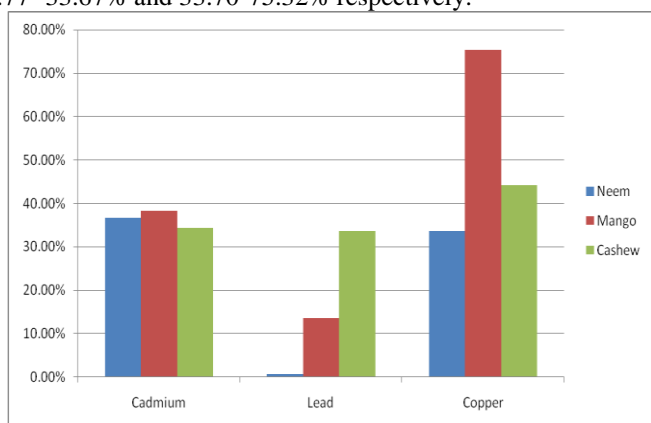
**Table 4. The Percentage Uptake efficiency of Neem, Mango and Cashew**

	Percentage Uptake Efficiency (%)		
	Cadmium	Lead	Copper
Neem	36.63	0.77	33.67
Mango	38.37	13.63	75.32
Cashew	34.37	33.70	44.24

The percentage uptake of the heavy metal in the bark of the plant was calculated using the Lawal et al., 2011 formula:

% Conc. of uptake =  $\text{Conc. of bark} \div (\text{Conc. of bark} + \text{Conc. of soil}) \times 100$ . The determination ensured the level of bioaccumulation of the heavy metals by each tree.

The percentage uptake of the three heavy metals as shown on table cadmium, lead and copper by Neem, Mango and Cashew were (36.63%, 0.77%, 33.67%), (38.37%, 13.63%, 75.32%) and cashew was (34.37%, 33.70%, 44.24%) respectively also showing alliance with the work of Lawal et.al. 2011. These results indicate that different tree species have different uptake efficient capacity with respect to different metals. The 3 species has almost between 30-40% uptake capacity efficiency for cadmium with no significant difference but the uptake of lead and copper show large significant difference with respect to the mean values which range between 0.77- 33.67% and 33.70-75.32% respectively.

**Figure 4. Comparison of the percentage of the uptake of heavy metals by the bark of trees from the soil**

These percentages indicate that Mango have greater uptake efficiency with respect to copper follow by Cashew. It can also be concluded that the uptake efficiency of heavy metal under study of the three species are in the order magnitude

Mango>Cashew>Neem (Seen Figure 4). We can also deduce that for economy importance and uptake or phytoremediation it will be better to plant Mango and steady rate of uptake then Neem could be of great importance.

### Conclusion

The concentrations of heavy metals determined from the soil of the mechanic village collected at the base of different species of tree showed that the heavy metals were below permissible levels (FAO/WHO standard) but increased deposition of waste generated from mechanic activity will increase the presence of the heavy metal as areas characterized by high activities showed high concentration of metals especially lead but abandoned or unused areas showed lower concentration relatively.

Absorption of heavy metals by the bark of the trees in the mechanic village was evident when compared relatively to the presence and uptake of the heavy metals from the soil by tree in the average farmland (FUNAAB, COLANIM Farm). The presence of lead in the soil is recorded in high quantity even though it is still within the permissible limit. While the concentration values of heavy metals in the barks in comparison to set standards for these heavy metals shows that the concentration of the heavy metals in those vicinities is within the normal range for cadmium and copper, but the lead present is above the WHO/FAO standard at 0.299 mg/kg and close to the EC/CODEX standard.

It can also be concluded that the uptake efficiency of heavy metal under study of the three species are in the order magnitude Mango>Cashew>Neem. We can also recommend that for better efficient cleanup especially where an area is polluted with copper, mango is best bet for the uptake of such metal while if an equal proportion all many heavy metals is evident then it will be better to use Neem as a phytoremediation plant.

### Reference

Akhionbare, S.M.O., Ebe, T.E., Akhionbare, W.N. and Ac-Chukwuocha, N. (2010): Heavy metal uptake by corn (Zea

- Mays) grown on contaminated soil. *Research journal of agriculture and biological sciences*, 6(6): 993-997, 2010.
- Bieby V. T., Siti R. S. A., Hassan B., Mushrifah I., Nurina A., and Muhammad M. (2011): A Review on heavymetals (As, Pb, and Hg) uptake by plants through phytoremediation, Hindawi Publishing Corporation, *International Journal of Chemical Engineering*, Volume 2011, Article ID 939161, 31 pages, doi:10.1155/2011/939161
- Chaphekar, S.B. (1991): An overview on bioindicators. *Journal of Environmental Biology* 12:163-168
- Devendra K. V., Anek Pal G., and Rajesh D. (2013): Bioindicators: A comparative study on uptake and accumulation of heavy metals in some plant's leaves of M.G. road, Agra city, India Columbia International Publishing. *International Journal of Environmental Pollution and Solutions* 2013: 37-53.
- Garba, N.N., Yamusa, Y. A., Isma'ila, A., Habiba, S. A., Garba, Z. N., Musa, Y. and Kasim, S. A. (2013): Heavy metal concentration in soil of some mechanic workshops of Zaria-Nigeria, *International Journal of Physical Sciences*, Vol. 8(44), pp. 2029-2034.
- Hinchman, R. R., Negri, M. C., and Gatliff, E. G. (1998): "Phytoremediation: using green plants to clean up contaminated soil, groundwater, and wastewater," Argonne National Laboratory Applied Natural Sciences, Inc, 1995, <http://www.treemediation.com/Technical/Phytoremediation1998.pdf>
- Joint FAO/WHO food standards programme codex committee on contaminants in foods, fifth session, the Hague, the Netherlands, 21 - 25 March 2011
- Lawal, A. O., Batagarawa, S. M., Oyeyinka, O. D., Lawal, M. O. (2011): Estimation of Heavy Metals in Neem Tree Leaves along Katsina – Dutsinma – Funtua, Highway in Katsina State of Nigeria, *J. Appl. Sci. Environmental Management*. June, 2011, Vol. 15 (2) 327 – 330, JASEM ISSN 1119-8362. Full-text Available Online at [www.bioline.org.br/ja](http://www.bioline.org.br/ja)
- Majolagbe, A.O., Paramole, A.A., Majolagbe, H.O., Oyewole, O. and Sowemimo M.O. (2010): Concentration of heavy metals in tree barks as indicator of atmospheric pollution in Oyo Town, Southwest, Nigeria, *Scholars Research Library Archives of Applied Science Research*, 2010, 2 (1):170-178.
- Opaluwa, O. D., Aremu, M. O., Ogbo, L. O., Abiola, K. A., Odiba, I. E., Abubakar, M. M. and Nweze, N.O. (2012): Heavy metal concentrations in soils, plant leaves and crops grown around dump sites in Lafia Metropolis, Nasarawa State, Nigeria. *Advances in Applied Science Research*, 2012, 3 (2):780-784.
- Onder, S., Dursun, S. (2006): Air borne heavy metal pollution of *Cedrus libani* (A. Rich.) in city center of Konya (Turkey). *Atmospher. Environ.*, 40 (6), 1122-1133.
- Penkala A.(2005): *Applied Ecology and Environmental Research*. Budapest, Hungary: 2005; 3(1):1–18p
- Raskin I., Robert, D. S., David, E. S. (1997): Phytoremediation of metals using plants to remove pollutants from the environment. ISSN 0958-1669.
- WHO (2011): World Health Organization Guidelines for heavy metal WHO Geneva