

Evaluation of satisfaction with using Shelliver product in fatty liver patients

Pardis Nazhand*, Hamide Khalili and Behdokht Ale- ali
Parsiteb Kohan Company (Shelliver), Iran.

ARTICLE INFO

Article history:

Received: 20 March 2017;

Received in revised form:
15 April 2017;

Accepted: 25 April 2017;

Keywords

Fatty liver,
Shelliver,
Questionnaire.

ABSTRACT

This study was conducted to evaluation of satisfaction with using Shelliver cleansing distilled product in fatty liver patients. A validated questionnaire for fatty liver disease was utilized to assess for a relationship between using Shelliver liver cleanser distilled with disease remission. A total of 120 patients responded to the questionnaire. This herbal medication included extract of *Borago officinalis*, *Taraxacum officinale*, *Silybum marianum*, *Cynara scolymus* etc and produced by Parsiteb Company. Consumption of this product is 100 ml per day. According to questionnaire it was determined that, 78%, patients showed Satisfaction in relation to appearance and packaging of product and medication effect value. 67% of patients had “good” answer about satisfaction of healing period, but one of the things that patients were dissatisfied with the product price. According to our results and patients, Shelliver product made by Parsiteb Company is the best choice for fatty liver disease in compare to chemical medications. Key words: Fatty liver, Shelliver, questionnaire.

© 2017 Elixir All rights reserved.

Introduction

Fatty liver disease is an increasingly recognized condition that may progress to end-stage liver disease. The pathological picture resembles that of alcohol-induced liver injury, but it occurs in patients who do not abuse alcohol. Fatty liver disease affects 10 to 24 percent of the general population in various countries. The prevalence increases to 57.5 percent (Nomura et al., 1998) to 74 percent (Bellentani et al., 2000 and Luyckx et al., 1998) in obese persons. Fatty liver disease affects 2.6 percent of children (Tominaga et al., 1995) and 22.5 percent to 52.8 percent (Franzese et al., 1997) of obese children. Fatty liver disease is a common explanation for abnormal liver-test results in blood donors, and it is the cause of asymptomatic elevation of aminotransferase levels in up to 90 percent of cases once other causes of liver disease are excluded (Daniel et al., 1999). Fatty liver disease is the most common cause of abnormal liver-test results among adults in the Iran. Today, the World Health Organization (WHO) estimates that 80 percent of the world's population still uses traditional remedies, including plants, as their primary health care tools. Meanwhile, the majority of new drugs (70 percent) introduced in the US are derived from natural products, primarily plants. Botanicals have been used traditionally by herbalists and indigenous healers worldwide for the prevention and treatment of liver disease. Clinical research in this century has confirmed the efficacy of several plants in the treatment of liver disease. Shelliver product made in by Parsiteb Company, Active ingredients of this product have rapid absorption and penetration into the depths of the body's capillaries, so liver fat is easily excreted and the blood is cleaned. The aim of our study was evaluation of patient's satisfaction with fatty liver about Shelliver cleansing distilled.

Material and methods

A validated questionnaire for fatty liver disease was utilized to assess for a relationship between using Shelliver liver cleanser distilled with disease remission. A total of 120 patients responded to the questionnaire. This herbal medication included extract of *Borago officinalis*, *Taraxacum officinale*, *Silybum marianum*, *Cynara scolymus* etc and produced by Parsiteb Company. Consumption of this product is 100 ml per day. All data were interpreted using SPSS version 21.0 software (SPSS, Inc., Chicago, IL).

Result

According to questionnaire it was determined that gender percentages were 67 and 33% for men and women, respectively (Fig 1). The results indicate that 78% of patients shoed Satisfaction in relation to appearance and packaging of product but 22% had „No“ answer to this question (Fig 2). As shown in figure 3, the results indicate that the mean score for satisfaction of herbal medication effect value divided 3 groups; these groups included 78, 12 and 10 percentage for good, bad and average, respectively. At another question, we have asked about satisfaction of healing period, this period included start point of consuming until recuperation. 67% of patients had “good” answer but 12% of patients were dissatisfied (Figure 4). Fortunately, as expected, our medication showed no side effects and all sick expressed their satisfaction for this issue (Figure 5). One of the things that patients were dissatisfied with the product price, this is probably because patients with low income, “good”, “bad” and “ average” ranking were obtained 34, 16 and 50% respectively (Figure 6). Considering the benefits of medicinal plants and the effectiveness of the product, 75% of patients preferred the Shelliver cleanser compared to chemical medications (Figure 7).

According to our results and patients, Shelliver product made by Parsiteb Company is the best choice for fatty liver disease in comparison with chemical medications.

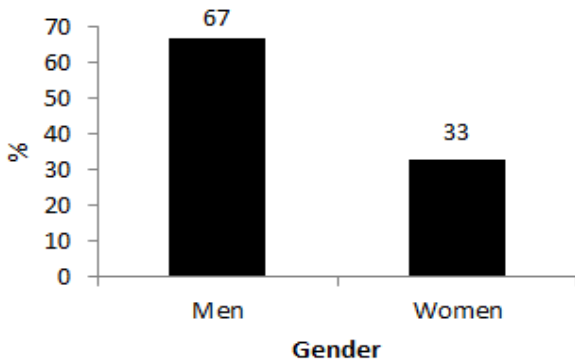
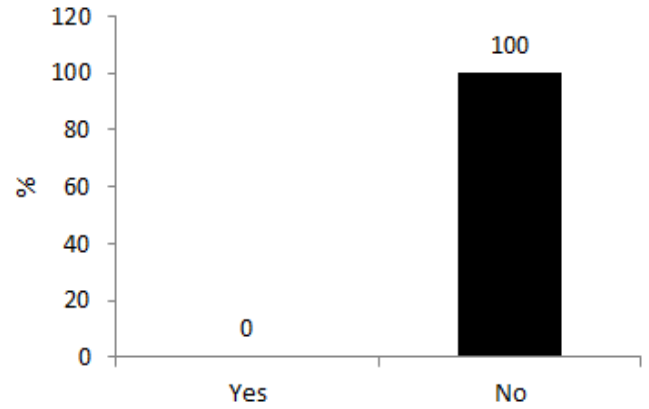
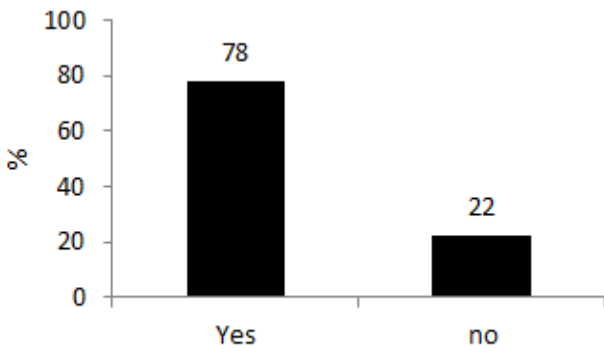


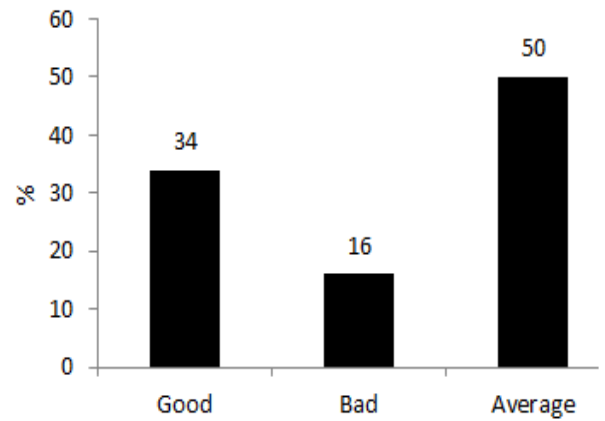
Fig1. Gender of respondents.



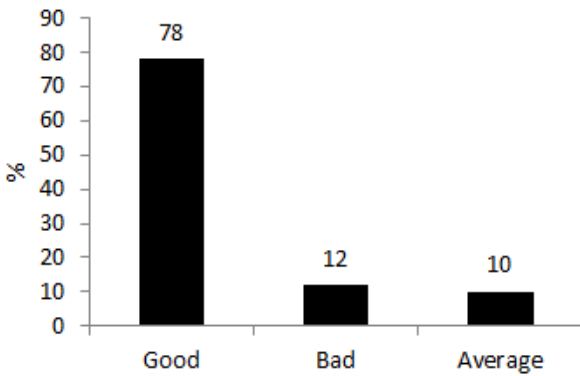
Herbal medication side effects
Fig5. Herbal medication side effects.



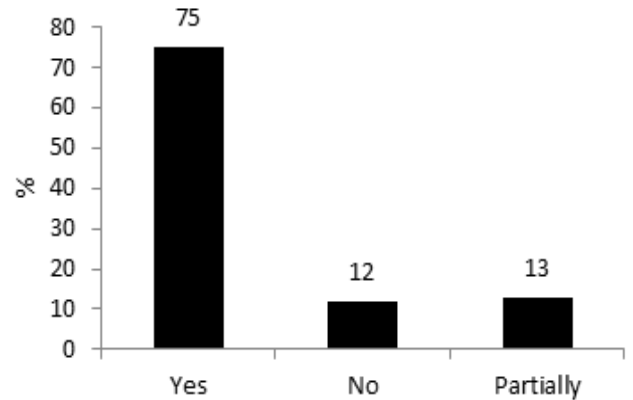
Satisfaction of appearance and packaging
Fig2. Satisfaction of appearance and packaging.



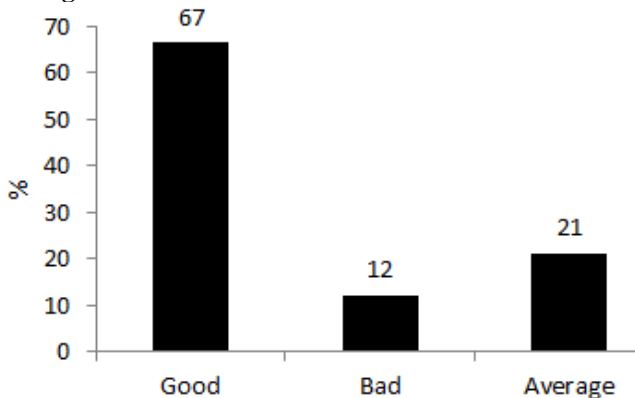
Satisfaction of herbal medication prices
Fig6. Satisfaction of herbal medication prices.



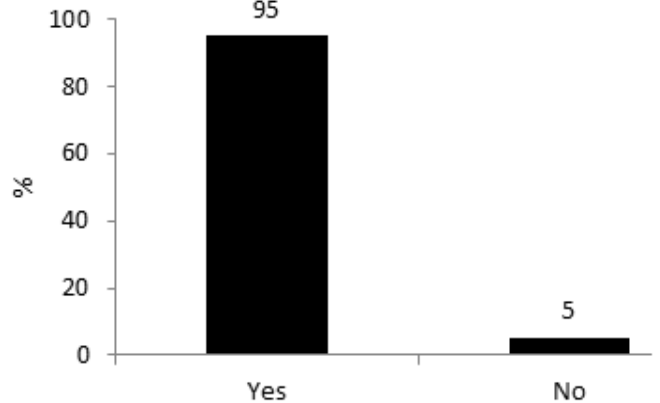
Satisfaction of herbal medication effect value
Fig3. Satisfaction of herbal medication effect value.



Prefer herbal medications to chemical drugs
Fig7. Prefer herbal medications to chemical drugs.



Satisfaction of healing period
Fig4. Satisfaction of healing period.



Introducing to others
Fig8. Introducing to others.

Resources

1. Bellentani S, Saccoccio G, Masutti F, et al. Prevalence of and risk factors for hepatic steatosis in northern Italy. *Ann Intern Med* 2000;132:112-7

2. Daniel S, Ben-Menachem T, Vasudevan G, Ma CK, Blumenkehl M. Prospective evaluation of unexplained chronic liver transaminase abnormalities in asymptomatic and symptomatic patients. *Am J Gastroenterol* 1999; 94:3010-4.

3. Franzese A, Vajro P, Argenziano A, et al. Liver involvement in obese children: ultrasonography and liver enzyme levels at diagnosis and during follow-up in an Italian population. *Dig Dis Sci* 1997;42:1428-32.

4. Luyckx FH, Desai C, Thiry A, et al. Liver abnormalities in severely obese subjects: effect of drastic weight loss after gastroplasty. *Int J Obes Relat Metab Disord* 1998;22:222-6.

5. Nomura H, Kashiwagi S, Hayashi J, Kajiyama W, Tani S, Goto M. Prevalence of fatty liver in a general population of Okinawa, Japan. *Jpn J Med* 1988;27:142-9.

6. Tominaga K, Kurata JH, Chen YK, et al. Prevalence of fatty liver in Japanese children and relationship to obesity: an epidemiological ultrasonographic survey. *Dig Dis Sci* 1995;40:2002-9.